

# SRAE Beginning Band Reference Guide

Name: \_\_\_\_\_  
 Instrument: \_\_\_\_\_

## Notes on the Staff

**LINES: E G B D F**  
 Evil Goats Burn Down Farms

**SPACES: F A C E**  
 "FACE"

**LINES: G B D F A**  
 Good Burritos Don't Fall Apart

**SPACES: A C E G**  
 All Cows Eat Grass

# Accidentals

FLAT

NATURAL

SHARP

\*lowers the pitch by 1/2 a step


\*same as if no accidental sign is used at all ("normal")

\*raises the pitch by 1/2 a step

# Tuning

**\*Helpful Hint:** Before you adjust the length of your instrument, you should always double-check your posture, fingering, and embouchure!

Flat? Try blowing stronger air, then push your instrument "in".



Sharp? Try blowing stronger air, then pull your instrument "out".

# Reading Measures in 4/4 Time

## 1- Simple Counting

4 beats per measure; quarter note gets the beat

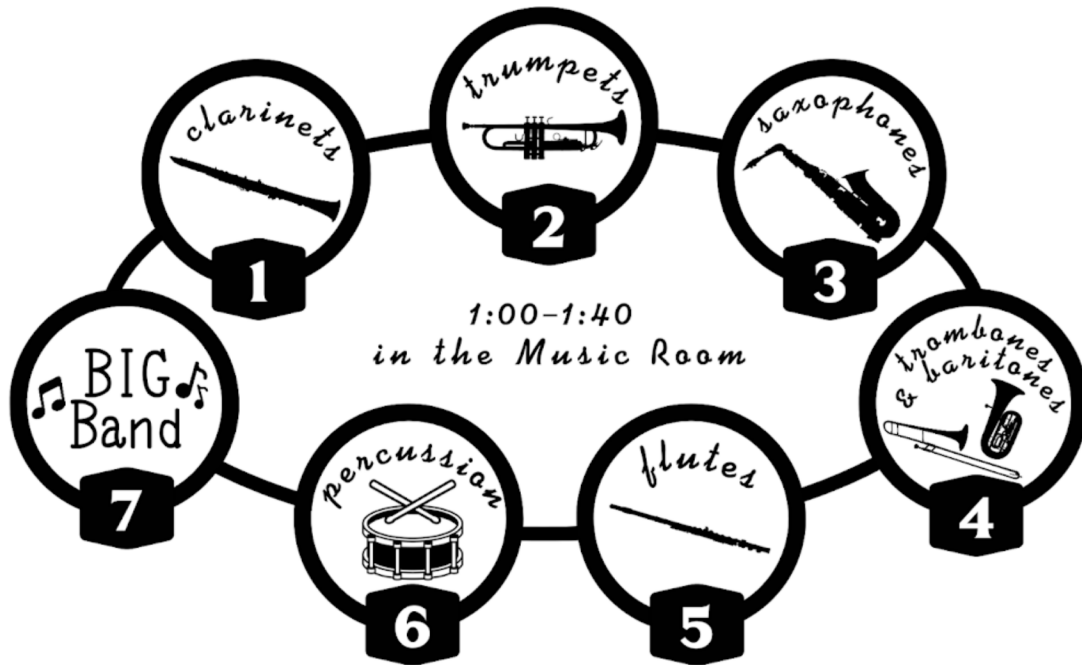
BEAT 1 BEAT 2 BEAT 3 BEAT 4

## 2- Subdivided Counting

BEAT 1 BEAT 2 BEAT 3 BEAT 4

# BEGINNING BAND

*lesson schedule*



## BIG BAND SET-UP

PIANO

MISS W

CASES

FLUTES

CLARINETS

TRUMPETS

SAXPHONES

BARITONES

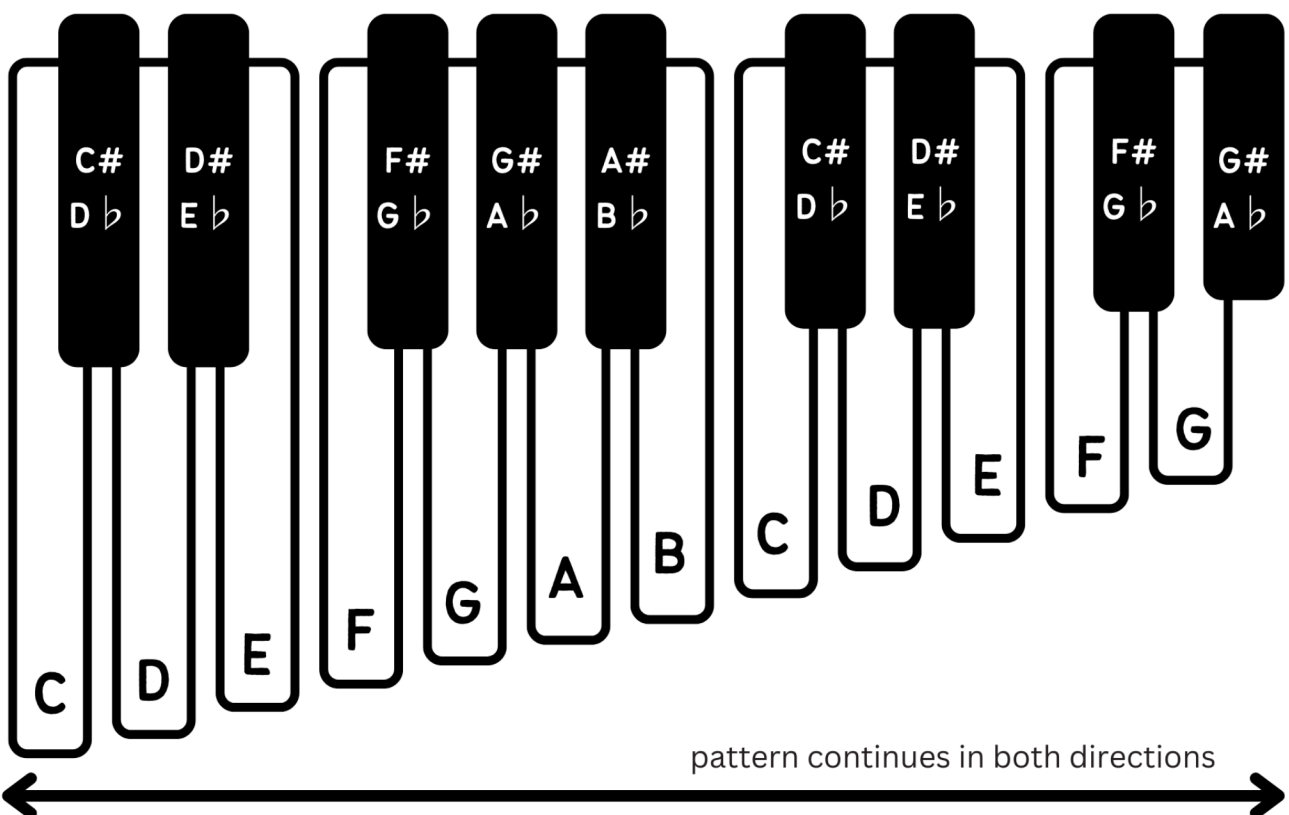
TROMBONES

PERCUSSION

RISERS

# Am I Ready For Band? Check-List

- able to comfortably see a music stand  
AND the conductor
- chair positioned with personal space and  
room for your instrument (SLIDES!)
- E.E. Book from the shelf
- music and reference sheets on stand
- pencil nearby
- instrument assembled & safe
- reed in mouth (if applicable)
- cases/extra materials along cabinets
- mini mirrors if needed



# FINGERING CHARTS

## FLUTE



 C	 C# D $\flat$	 D	 D# E $\flat$	 E
 F	 F# G $\flat$	 G	 G# A $\flat$	 A
 A# B $\flat$	 B	 C	 C# D $\flat$	 D
 D# E $\flat$	 E	 F	 F# G $\flat$	 G
 G# A $\flat$	 A	 A# B $\flat$	 B	 C

## CLARINET



 E	 F	 F# G $\flat$	 G
 G# A $\flat$	 A	 A# B $\flat$	 B
 C	 C# D $\flat$	 D	 D# E $\flat$
 E	 F	 F# G $\flat$	 G
 G# A $\flat$	 A	 A# B $\flat$	 B
 C	 C# D $\flat$	 D	 D# E $\flat$
 E	 F	 F# G $\flat$	 G

# FINGERING CHARTS

## SAXOPHONE



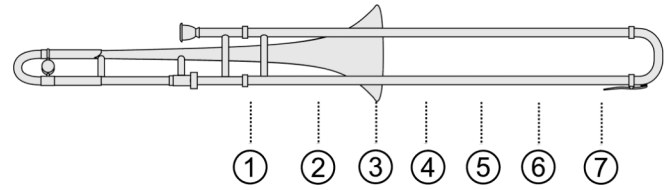

## TRUMPET




# FINGERING CHARTS

## TROMBONE

E  7	F  6	F# Gb  5	G  4	G# Ab  3
A  2	Bb  1	B  7	C  6	C# Db  5
D  4	D# Eb  3	E  2	F  1 or 6	F# Gb  5
G  4	G# Ab  3	A  2 or 6	A# Bb  1 or 5	B  4
C  3	C# Db  2	D  1 or +4	D# Eb  3	E  2



POSITIONS

PRINCIPAL NOTES

1st 2nd 3rd 4th 5th 6th 7th

Bb F Bb D A E A C# Ab Eb Ab C G D E B Gb Db Gb Bb F C F A E B E G#

## BARITONE

E  ●●●	F  ●○○	F# Gb  ○○●	G  ●●○
G# Ab  ●○○	A  ○○○	Bb  ○○○	B  ●●●
C  ●○○	C# Db  ○○●	D  ●●○	D# Eb  ●○○
E  ○○○	F  ○○○	F# Gb  ○○●	G  ●●○
G# Ab  ●○○	A  ○○○	A# Bb  ○○○	B  ●●○
C  ●○○	C# Db  ○○○	D  ○○○	D# Eb  ●○○

